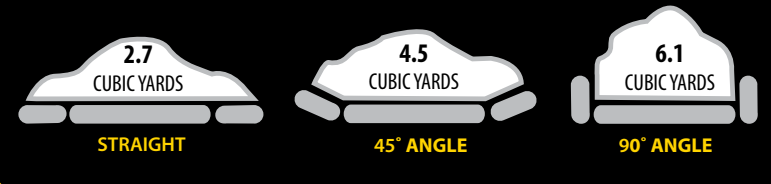


SNO-WAY® *RevolutionHD* Move it.

The Professional Plowers Dream Plow.

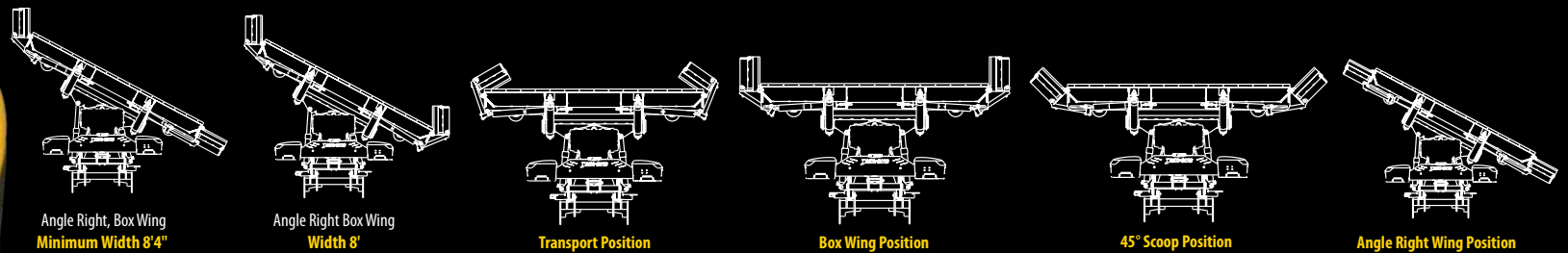
MAXIMUM SNOW MOVING CAPACITY



The Revolution™ HD Series Snowplow is designed to flat out move more snow for the most demanding professional. The patented fully controllable, independently moveable 13-1/2" wide wings allow you to make your plow a full open plow to a box end plow in a matter of seconds. While other "expandable" plows have wings that move out and forward 20 degrees, the Revolution HD allows the operator to move the independent hydraulic wings to tackle any difficult situation. When you combine the fully hydraulic independent wings with the ability to also angle the plow, the operator will fit through the tightest areas while still capturing up to 6.1 cubic yards of snow. Also included in this beast of a machine is the DownPressure hydraulic system which delivers an additional 250 pounds of down force on the cutting edge with the push of a button. The Revolution™ HD Series snow plow with patented Down Pressure® on a one ton or larger truck will cut your plowing time in half easily when compared against any plow in the market.

FEATURES

- » Patented Ground Hugger™ Blade Design
 - Keeps Plow on the Ground
- » Tube Steel/Tab-Slot and Lock Construction
 - Engineered for Load Force Absorption
 - Engineered to Last
- » Fast-Force Hydraulic System
- » Pre-Drilled Top Blade Rail
 - Allows for E-Z Installation of E-Z Fit Deflector
- » 150° Hydraulic Wing Rotation
 - Infinite Snow Moving Adjustability
- » Down Pressure® Hydraulics System
 - Scrapes clean forward and back dragging
 - Increases snow-moving efficiency 30%
- » EIS™ – Energy Interruption System
 - Down-time reduction
 - Corrosion elimination
 - Plug and play design
- » Triple -Coat Protection
 - Zinc Phosphate Wash
 - Automotive E-Coat Primer
 - Military Grade Powder Coat Finish



Control your snow-moving machine with a touch of a button using Sno-Way's Wireless Pro Control™ or Sno-Way's Wired Pro Control II™

ProControl II Shown

CONSIDER THIS PRODUCT FOR GREATER EFFICIENCY AND SNOW MOVING CAPACITY.



REVOLUTION™ HD PLOW SPECIFICATIONS » Fits HD 3/4 Ton to Class 5 Trucks

Plow Width (Transport)	8'-5" (101") - 150° Transport
Blade Width	10'-0" (120") - Wings Straight
30° Angle Plowing Width	8'-8" (104")
Hydraulic Wing Width	13-5/8"
Hydraulic Wing Height	25-1/2"
Blade Height	29"
Blade Thickness	12 gauge
Wing Thickness	12 gauge
Cutting Edge	1/2" x 6" Proprietary Steel
Wing Cutting Edge	1/2" x 6"
Vertical / Diagonal Ribs	6 / 0
Trip Springs: Extension	2
Plow Shoes	2-Optional
Plow Lights with EIS™ Technology	Dual Halogen
Shock Killer™ System	N/A
Down Pressure™ Hydraulic System	Standard
Wireless Pro-Control™	Optional
Drive-in Mount System	Standard
Weight	865 lbs.*

REPRESENTATIVE VEHICLE APPLICATIONS

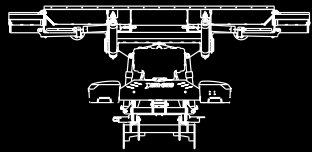
You **MUST** see your retailer or check on-line application guide for current truck application information.

Chevrolet	Dodge	Sterling Bullet	Ford
2500 Silverado	Ram 2500	Bullet 45 Chass.	F-350 Super Duty
3500 Silverado	Ram 3500	Cab 4X2 / 4	F-450 Super Duty
GMC	Chass. Cab 4x2	Bullet 55 Chass.	F-550 Super Duty
2500 Sierra	Ram 4500 HD	Cab 4X2 And 4X	
3500 Sierra	Chass. 4X2 / 4X4		
	Ram 5500 HD		
	Chass. 4X2 / 4X4		

* Plow weight does not include weight of vehicle mount



Revolution™ HD



Full-Width Position

Move it.
SNO-WAY

Visit snoway.com for video, updates and so much more.